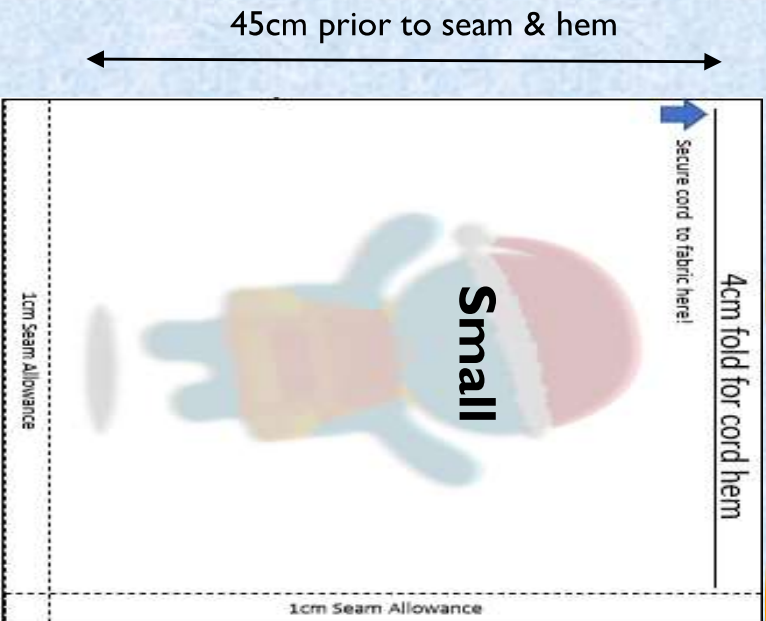
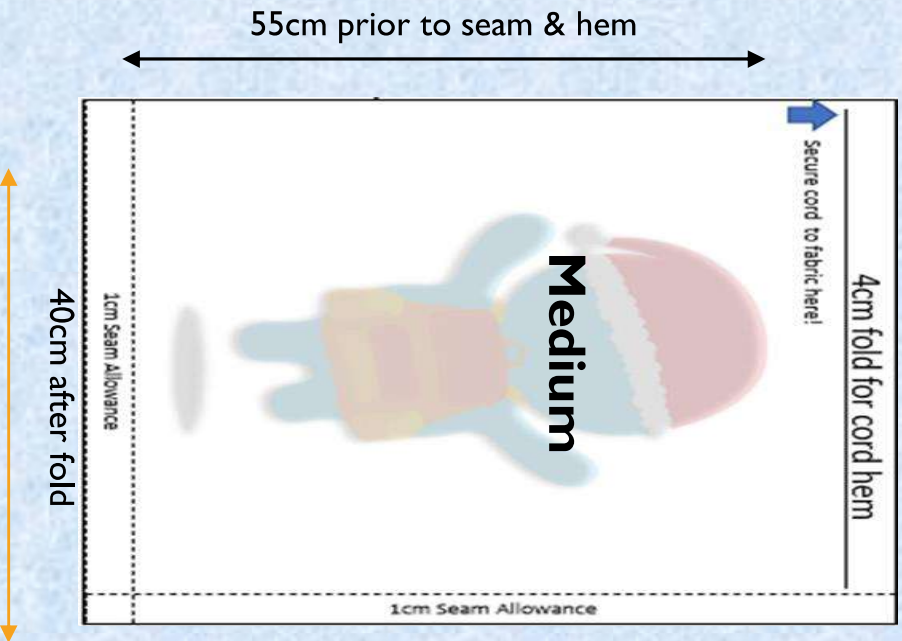


# Backpacks 4 SA Kids Santa Sacks




**Small Santa Sack** – Finished Size 40cm x 35 cm  
You will need:  
\*45 x 71 cm material (including seam allowances)  
\*Sturdy Cotton or Poly /Cotton fabric.  
\*NO sheer or Stretch Knit fabric.  
Aim to use a general Christmas pattern, as the sacks will be used for ages between newborn to 16yrs.  
\* Please use only Pyjama Cord, Ribbon for ties. **PLEASE ENSURE the cord is secured to Santa Sack when finishing**



**Medium Santa Sack** – Finished Size 50cm x 40 cm  
You will need:  
\*55 x 81 cm material (including seam allowances)  
\*Sturdy Cotton or Poly /Cotton fabric.  
\*NO sheer or Stretch Knit fabric.  
Aim to use a general Christmas pattern, as the sacks will be used for ages between newborn to 16yrs.  
\* Please use only Pyjama Cord, Ribbon for ties. **PLEASE ENSURE the cord is secured to Santa Sack when finishing**

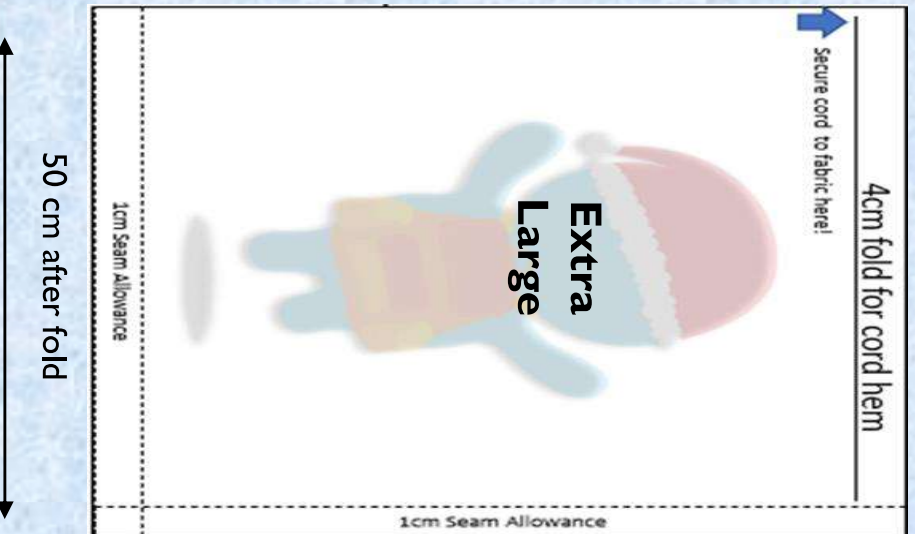
# Backpacks 4 SA Kids Santa Sacks

60 cm prior to seam & hem



**Large Santa Sack** – Finished  
Size 55cm x 44.5 cm  
You will need:  
\*60 x 90cm material ( including seam allowances)  
\*Sturdy Cotton or Poly /Cotton fabric.  
\*NO sheer or Stretch Knit fabric.  
Aim to use a general Christmas pattern, as the sacks will be used for ages between newborn to 16yrs.  
\* Please use only Pyjama Cord, Ribbon for ties. **PLEASE ENSURE the cord is secured to Santa Sack when finishing**

65 cm prior to seam & hem



**Extra Large Santa Sack** – Finished  
Size 60cm x 50cm  
You will need:  
\*65 x 100cm material ( including seam allowances)  
\*Sturdy Cotton or Poly /Cotton fabric.  
\*NO sheer or Stretch Knit fabric.  
Aim to use a general Christmas pattern, as the sacks will be used for ages between newborn to 16yrs.  
\* Please use only Pyjama Cord, Ribbon for ties. **PLEASE ENSURE the cord is secured to Santa Sack when finishing**